

# Fandangle Magazine

June 2006

[www.fandanglemagazine.com](http://www.fandanglemagazine.com)

Vol. 1; Issue 4



# Table of Contents

---

## EDITORIAL STAFF

### EDITOR

Nancy A. Cavanaugh

### GRAPHIC/WEB SITE DESIGN

Nancy A. Cavanaugh

*Fandangle Magazine* is a free online magazine. It is published on the first of every month by Nancy A. Cavanaugh.

**Editorial Guidelines:** We are always looking for new writers and illustrators. Find the full editorial guidelines at [www.fandanglemagazine.com/guidelines.html](http://www.fandanglemagazine.com/guidelines.html).

**Letters to the Editor:** Please send comments and suggestions to [editor@fandanglemagazine.com](mailto:editor@fandanglemagazine.com) with 'Letter to the Editor' in the subject line.



A Special Brother	3
Learn How to Press Wild Flowers	4
Create Eggtastic Egg People	5
Skippy	5
Finish the Story... Playing With Apple Seeds	6
Lemonade Word Search Puzzle	7
Weird Fresh Fruit	8
My Best Friend!	8
How to Draw an Elephant	9
Design the Cover Contest	10
Tie Bookmark for Father's Day	11
An Aussie Picnic	11
What Fruit?	11
Shipman Sees Bright Future	12
Park Coloring	13
Father's Day Coloring	14
Flag Day Coloring	15
Meet the Writers	16
Cow Coloring	16

**On the Cover:** Caitlin Cavanaugh, 6, learns how to fish with her father during a Father's Day fishing derby.

*Photo by Nancy Cavanaugh*

---

Copyright 2006 by Nancy Cavanaugh. All rights reserved.

No part of the website or other materials can be reproduced in any form without written consent. Parts of the site and materials include, but are not limited to, graphics, photos, copy and content, HTML, meta tags, template and web layouts or other features. If you have a technical problem with this website or accompanying .pdf files, please e-mail the webmaster at [editor@fandanglemagazine.com](mailto:editor@fandanglemagazine.com).

# A Special Brother

By Marianne Nielsen

Matt stomped on Denny's shadow. "If you won't play tether ball with me, let's play soccer, then."

Denny waved his hand. It looked more like a twitch than a wave. "Go away," he said.

Denny sat on the edge of the wooden sandbox rocking himself like he sat in a rocking chair. He did that a lot.

"That's my pail and shovel," Matt said, yanking them from Denny. He hurled them across the lawn.

Denny slumped over and raked his fingers through the sand, mumbling a bunch of nothing.

Matt turned and booted the soccer ball into the goalie net and marched over to sit inside it. Picking at the blades of grass, he thought about when his mom and dad had told him they were adopting Denny.

It was at Christmastime. Matt had jumped up and down. Twirled in circles. And yelled hurra. He had wanted a brother forever. His parents said Denny was special, and he agreed. Any brother of his would be special.

While Matt had waited for Denny to be part of the family, he imagined playing soccer, hide-and-seek, and sharing his bedroom with him. They would tell secrets. It would be so much fun.

Instead, he got Denny. Denny who rocked like a baby. Denny who mumbled.

Denny who acted more like a four-year old than a six-year-old sometimes. And the worst thing, Denny who did not play with him.

Matt shook his head at the sound of his mother's voice, "Matt, Denny, let's go. I need to pick up a few groceries," she called out.

"Last one to the car is the rotten egg," Matt said. He raced into the house, out the garage door, and jumped into the car. It seemed to take Denny forever.

Finally he climbed into the car and they waited for their mom.

Matt tightened his fists, "Why don't you ever smile?" he asked.

Denny just stared out the window.

"Look at me," Matt yelled, and pounded his fist into the seat.

Denny turned his head and Matt looked into his eyes. It was like looking into the bottom of their empty swimming pool. Dull.



"You should be happy. You have a family that loves you." Matt said. He turned to stare out the window.

They both had the same color of hair and eyes. People said they looked like brothers. But Denny didn't act like a brother.

When they got back from shopping, their mom told them to play outside.

Matt ran to his soccer ball and kicked it to Denny.

Denny dragged his feet across the grass heading for the sandbox. The blue and silver ball rolled past him.

"You never want to play with me," Matt shouted. "You're no fun. I wish I had a different brother."

Denny looked at him. Tears sat in the corner of his eyes. They slid out, and hung onto the edge of his chin.

Matt took off into the house and sprinted up the stairs to their bedroom. He wanted to cry. He hadn't meant to say that to Denny. He didn't really want another brother. Matt knew Denny was different, but he wasn't a lot different. Matt loved him and wanted Denny to love him back.

He stood at the window and gazed into the backyard. Denny walked over to the soccer ball and kicked it, and then he ran after it. He tried to kick the ball again as he ran. He missed. He tried a few times and missed the ball

every time.

Matt hurried down the stairs, two at a time. He pushed open the screen door.

“Denny,” he called out.

Denny turned away and trudged toward the sand box.

“It’s okay,” Matt said, running after him. “I can show you how to run and kick.”

“I can do it,” Denny said,

looking at the grass.

Matt smiled and leaned his head to look at his brother. “Denny, I saw you trying to run and kick. It looked hard for you,” he said. “I can teach you.”

“Why?” Denny asked.

“That’s what older brothers are for.” Matt slipped his arm around Denny’s shoulders. “I’m sorry for the mean thing I

said to you. I don’t want a different brother.”


Denny looked up at his big brother, “Will you teach me how to play tether ball, too?” he asked.

Matt nodded and looked into Denny’s eyes. Now they sparkled like their pool on a sunny day. Denny was definitely a special brother.

# Learn How to Press Wild Flowers

By Sharon Greenaway

Drying flowers by pressing them is a great way to keep them for a long time. Most flat shaped flowers like pansies can be pressed. Rounded flowers such as daffodils can be cut down the middle and laid out flat, but they don’t look as nice. Tiny flowers that form a bunch on one stalk, such as a lavender (as seen in the picture) or wattle can also be pressed.



## What you need:

- A thick book like a phone book
- Sheets of blotting paper
- Scissors
- Flowers to press

## What to do:

1. Pick the flowers early in the morning but after any dew or rain has dried off them. The flowers need to be really dry or they will go mouldy.

2. Open up the book to almost the end.

3. Cut out two pieces of blotting paper that are a bit bigger than one page of the phone book. Ask a grown up to help you.

4. Place one piece of blotting paper onto one page of the book.

5. Carefully lay the flowers onto this sheet, but don’t overlap them.

6. If you have lots of flowers you might need to use more than one book.

7. Place the second piece of blotting paper over the flowers and then carefully close the book making sure the flowers don’t slip out.

8. Lay the phone book with the thickest side on top, in a dry cupboard or bookcase. Every three or four days, carefully open up

the book and check your flowers. If any flower starts to go dark and mouldy, take it out and throw away. If you leave it there, the others will go mouldy too.

9. As to how long the flowers will take to dry will depend on the temperature and humidity in the air.

10. Once the flowers are dry, you can use them for different craft projects such as card making or to brighten up sheets of writing paper. Stick the flowers on with glue sticks.



Some examples of projects made with dried flowers. *Photos by Sharon Greenaway*

# Create Eggtastic Egg People

By Charlotte Anne Braden

## What you need:

Egg shells-can be colored or natural  
Pipe cleaners  
Googly eyes  
Pom-poms  
Glue  
Felt  
Material -scraps  
Construction paper  
Yarn  
Bottle cap, milk caps  
Magic markers  
Thumbtacks  
Small sharp nail  
Bowl

## What to do:

1. Using a thumbtack carefully pierce a hole in each end of the egg. With the nail, gently make the hole on one end of the egg the slightly larger. (Size of the tip of a pencil eraser)

2. Blow the insides of the egg out into a bowl. Wipe the egg clean.

3. Carefully, using the thumbtack or nail make two more holes on each side for arms and legs.

4. Take two pipe cleaners and cut each in half. You will have four pieces of pipe cleanser. Fold one end of each cleaner up against itself-about one inch. Roll up the longer end into a small spiral. This will be a hand or foot.

5. Insert the shorter end of the pipe cleaner into a hole on the sides of the egg until the egg has two arms and two legs.

You may add a drop of glue around each hole to hold the arms and legs in place.

6. Use googly eyes for eyes and add a small pom-pom for a nose and draw a mouth with a magic marker.

7. Make your egg person a hat or hair with yarn or bottle cap. Use your imagination and make a bunny, cat, lion, frog or even an alien monster.

8. Use the material or construction paper to make an apron or perhaps a bowtie for you egg person. Glue on.

## Tips:

Sequins make great earrings.

Feathers cans be used as hair, a boa or fancy dress.

Small beads also make a great necklace.

Ribbon can be used for hair, a fluttery dress or necklace, too.

You can make a whole family or zoo of egg creatures.

Your creations will last if treated with care. Egg shells are delicate so use care when playing with them. If you would like to store them wrap in bubblewrap and keep in a small sturdy box.

See how many ideas you can come up with to make your egg very Eggtastic!

## Skippy

By Rolli

The Skippy Warthog  
(Yipee!  
Look at me!)  
Runs  
With the sun  
Above him.  
He's a warty,  
Snorty,  
Piggy little thing,  
But his mommy loves him.

*What a fine swine,  
That Skippy of mine—  
Skip, Skippy, skip—  
Yipee!  
My pride and joy!*

*My hairy-legged boy!  
Oh, skip, Skippy, skip—  
Yipee!*

Yes!  
The Skippy Warthog  
(Oh!  
Here I go!)  
Runs  
With the sun  
Above him.  
He's a zippy,  
Trippy,  
Skinny little thing,  
But his mommy loves him.



# Lemonade Word Search Puzzle

By Tisha R. Harris

Summer heat leads to fun, outdoor activities and bare skin. You can get away from the heat by going swimming or

heading for the woods. There are lots of fun things to do and when you are done, how about a glass of nice lemonade? Look

in the pitcher of lemonade below and see if you can find all the words about summer.

			B	L	F	K	P	V	E	X	G	H	M	I	W	S	A	G	E
			E	N	O	U	Y	K	J	A	K	P	W	B	Q	U	H	R	
S	C	V	A	C	A	T	I	O	N	Z	A	C	T	J	I	R	I		
E	T	A	D	M	T	Z	H	F	O	S	D	M	B	U	B	C	F		
L	R		E	R	F	I	L	P	Q	J	A	I	E	K	N	I			
T	O		W	O	Y	Z	D	V	A	R	E	N	R	O	R	N			
D	H		H	L	M	E	U	C	E	B	R	A	B	S	F	G			
L	S		T	S	O	N	K	F	O	S	C	P	Y	Z	C	E			
V	Q		B	W	T	U	E	C	U	N	E	X	B	G	Z	D			
X	G		G	J	M	E	M	O	V	X	C	P	Y	B	I	L			
H	M		H	I	T	H	N	Q	R	A	I	E	W	H	J	M			
L	O	T	I	O	N	Q	I	K	W	R	T	S	V	R	C	W	F		
Y	R	N	X	N	D	J	U	A	S	U	N	B	A	T	H	E			
		S	E	R	L	A	E	L	K	P	T	M	F	R	C	Q			
			E	U	N	U	B	K	A	S	P	C	V	Z	A	W			
			O	B	Y	D	G	I	H	I	F	K	L	G	E	M			
			X	N	A	F	S	N	N	P	J	M	X	T	B	A			
			C	U	I	C	E	G	V	S	B	S	Y	Z	U	E			
			E	S	L	O	K	U	Y	G	E	P	R	W	A	C			
			J	N	Q	U	I	T	X	E	H	C	Q	V	B	D			
			K	R	S	B	W	Z	C	D	I	T	N	O					

BARBECUE  
BAREFEET  
BEACH  
BIKES  
BONFIRE  
CAMPING  
CONCERT

HIKE  
HORSEBACK  
ICE CREAM  
INSECT  
LOTION  
SHORTS  
SUN BATHE

SUNBURN  
SURFING  
SWIM  
TRAVEL  
VACATION  
WALKING

# Weird Fresh Fruits

By Charlotte Anne Braden

Tired of eating apples, oranges and bananas? Are you ready to get daring and go on a wild fruit adventure? Well, I've hunted down some of the most amazing fruits on the planet for you to try, if you dare!

**Cherimoya** is this odd looking fruit is grown in the Andes. It unassuming green skin looks quite un-appetizing



but wait until you try it. YUM! A well-know author, Mark Twain used these words to

described this fruit, "deliciousness itself" and he must be right for the Cherimoya is know as "Jewel of the Incas."

You may have to hunt for this fruit or even special order it off the web unless you are lucky enough to live in California but I hear it well worth the effort.

We will now travel to Malaysia where the **Mangosteen** is grown. This fruit is known by the illustrious name,

"queen of the tropical fruits." The Mangosteen is a round berry with a leathery peel. Once peeled, sections of white fruit are revealed looking very similar to an orange.



Want to eat a fruit that looks like an alien monster?

The **Rambutan** is your baby. This fruit is similar to a lychee except that it has fine, spiky hair. The fruit inside is soft and white; it's what I imagine eyeballs would feel like. It has a very subtle flavor of grapes.



The **Feijoa** is a quite versatile fruit. Grown mostly in New Zealand, this bright green, egg size fruit can be eaten fresh, cooked and is even used in cosmetic as an exfoliant. There is also Feijoa wine available.

The fruit is described as being a gritty, jelly-like texture with a sweet aromatic flavor tasting like a cross between a pineapple and a banana. It's also grown in California, Brazil and even as far north as Scotland.



**Gooseberry**, anyone? This is an odd name for an odd-looking fruit. The goose berry looks like huge green-yellow grapes. You can see the veining beneath the skin and they are so plump they look they will pop if stuck with a pin. These fruits can be eaten fresh, dried, cooked into sweet or savory dishes and made into jams.

A wonder fruit if you ask me. I've seen these fruits for sale in the states and Europe.

They are usually sitting between the grapes and plums. This fruit is grown in Europe, South America, Southern California and Hawaii. *[Editor's note: Gooseberry pie is amazing. But don't expect to find them fresh in New Jersey as they are banned. Apparently they kill a type of pine tree found in New Jersey so they don't allow you to grow them in the state.]*



The next time you go to the grocery store hunt down one of these fruits or maybe discover another tempting, exotic treat for your family to try.

Look for these fruits, too!

- Golden currant
- Loquat
- Plantain
- Sugar apple
- Yacon
- Surinam
- Ramanas rose
- Sapodilla

## My Best Friend!

By Christine Tricarico

I have a friend who's always there.  
In darkness he's my light.  
He sticks with me through good or bad.  
He's my guide dog - he's my sight!



# How to Draw an Elephant

It's easy if you follow the steps!

1. Draw the animal's head, and remember to attach a trunk and some floppy ears!

2. Make its or her body big, like an oval

shape tipped on its side.

3. Attach legs with toenails, then draw some jungle scenery.



Written and Illustrated By  
Kevin Scott Collier

# Help! Something's missing!



Hey kids!

We need YOU to design our 'Heading Back to School' cover. What do you think of when you think of when you're heading back to school? Getting to hang out with your friends? Learning new and fun things?

You can use markers, color pencils, crayons, paints, the paint program on your computer, oil colors, pastels, a collage, or anything else you can think of! You can use any type of paper as long as it is 8"x10" and with the short sides at the top and bottom.

The grand prize winner will get their design on the cover of the September 2006 issue and a *Fandangle Magazine* t-shirt or mousepad featuring Whimsy. The first place runner-up will receive a *Fandangle Magazine* t-shirt or mousepad.

The contest is open to kids ages 4-10 who reside in the United States. All entries need to be received by July 31, 2006. Please include your full name, age, address, e-mail address and phone number written on the back of your entry. Submission grants *Fandangle Magazine* permission to use your design and name in the magazine and promotional materials. All decisions made by the judges are final. Winners will be contacted by August 15, 2006. If you have any questions, please e-mail the editor at: [editor@fandanglemagazine.com](mailto:editor@fandanglemagazine.com).



Send your entries to:

Fandangle Magazine  
c/o Nancy Cavanaugh  
14 Schult Street  
Keene, NH 03431

# Tie Bookmark for Father's Day

By Nancy Cavanaugh

## What you need:

Construction paper or decorative paper

Laminating paper

Scissors

Markers or crayons, stickers, glue, glitter, button, feathers, etc.

Pattern

## What to do:

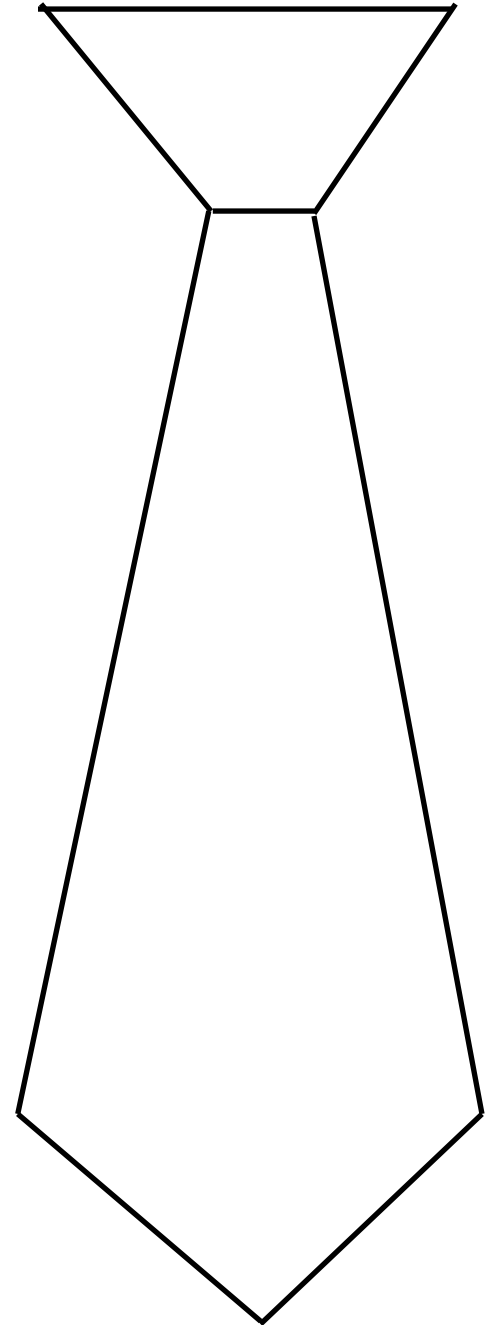
1. Print out the tie pattern to the right or draw your own.

2. Trace onto the construction or decorative paper and cut out.

2. Decorate the tie with markers, crayons, stickers, etc. If you use glue, allow the tie to dry completely.

3. Put the tie between two pieces of laminating paper and cut out.

4. Wrap the bookmark up with a new book or just slip inside a card.



## An Aussie Picnic

By Sharon Greenaway

Driving to the picnic spot  
Anxious for some fun,  
Until, oh no, you guessed it,  
In goes the sun.

When at last we do arrive  
Clambering out of the car,  
The heavens open up and pour  
Drenching near and far.

"Shelter's over there," says Dad,  
Waving the soggy damper  
Toward a red rotunda,  
It's there we are to scamper.

And so we take off,  
Leaving Dad with the esky  
Yahoo! We scream excitedly  
The shelter's all but empty.

Or so we are lead to believe  
spreading out our feast,  
Until a kookaburra laughs  
and he's not the least.

'Roos, blowflies and birds  
Hopping, buzzing, flying  
Frantically we shoo 'em  
but it's really no use trying.

The kookaburra's first  
to make the daring break,  
Laughingly it swoops  
Snatching up the steak.

Pecking at my fingers,  
A gulping Emu succeeds  
In leaving me with nothing  
but a finger as it bleeds.

"Let's get outta here," says Dad,  
Turning 'round to find  
A dirty great goanna  
Eyeing off his behind.

Dropping food aplenty  
It's to the car we run,  
and wouldn't you just know it  
Now out comes the sun.  
An Aussie Picnic

## What Fruit?

By Dawnelle Breum

This juicy fruit's  
claim to fame?  
The name and color  
are the same.

(Answer: an orange)

# Shipman Sees Bright Future

By Valerie Hunter

Andy Shipman likes to think of himself as just another pitcher trying to make it to the Major Leagues. He pitches for the Iowa Cubs, the AAA minor league team of the Chicago Cubs.

The Cubs might argue that Shipman isn't just another pitcher. They see him as a talented closer, the pitcher who comes into the game in the final inning when the score is close to make sure his team gets the win. Closing can be a tough job, but Shipman thinks positively. "You have to believe in yourself and what you can do no matter what the situation."

Shipman knows a lot about the power of believing in yourself. There's one more reason why he's not just another pitcher. While there are other talented closers in the minor leagues, none of them is pitching with only one eye.

Shipman lost his left eye when he was a baby, after he knocked over an empty fish tank. Glass cut his face and badly injured his eye, which

had to be removed. Eventually, he was fitted with a fake one.

Since Shipman was so young when he was hurt, he doesn't remember what life with two eyes was like. His lack of vision didn't keep him from playing sports, and he started playing baseball at age eight. Although his dad was in the Air Force and the family moved around a lot, wherever he went there was always baseball. Shipman became a pitcher in Little League, threw a no-hitter in high school, and continued to succeed in college.

Scouts from Major League teams thought about drafting Shipman when he was in college, but decided not to. They weren't sure that a pitcher with only one eye could succeed in professional baseball. Shipman was upset, but said, "I couldn't dwell on that. If anything, it made me more determined to prove that I could play on that level. I had to make it happen."

Shipman did just that. He spent the summer of 2003 pitching in the Alaskan

League, where a scout from the Boston Red Sox decided to sign him to a professional contract. After a season in the Red Sox minor leagues, he was traded to the Chicago Cubs' organization. Last season, Shipman was an All-Star in the Southern League.

Reporters often write about Shipman's missing eye, but Shipman insists it's not a big deal. The only thing he can't do on the field is get a good look at runners on first base. This problem is solved by having his catcher signal when to throw to first to keep a runner from stealing.

Now that Shipman is in AAA, the highest level of the minor leagues, it seems likely that he'll make it to the Majors sometime soon. Still, he remains humble about his job and his reason for pitching. "I'm doing something that I love and I couldn't see myself not playing," Shipman said.

When asked what advice he would give to kids who want to succeed in baseball, he said, "Always listen and want to learn because there is always something you can learn."

A lot can be learned from Shipman himself—like not giving up on a dream.

**Date of Birth:** October 18, 1981

**Height:** 6'3"

**Weight:** 185 lbs.

**Throws:** Right

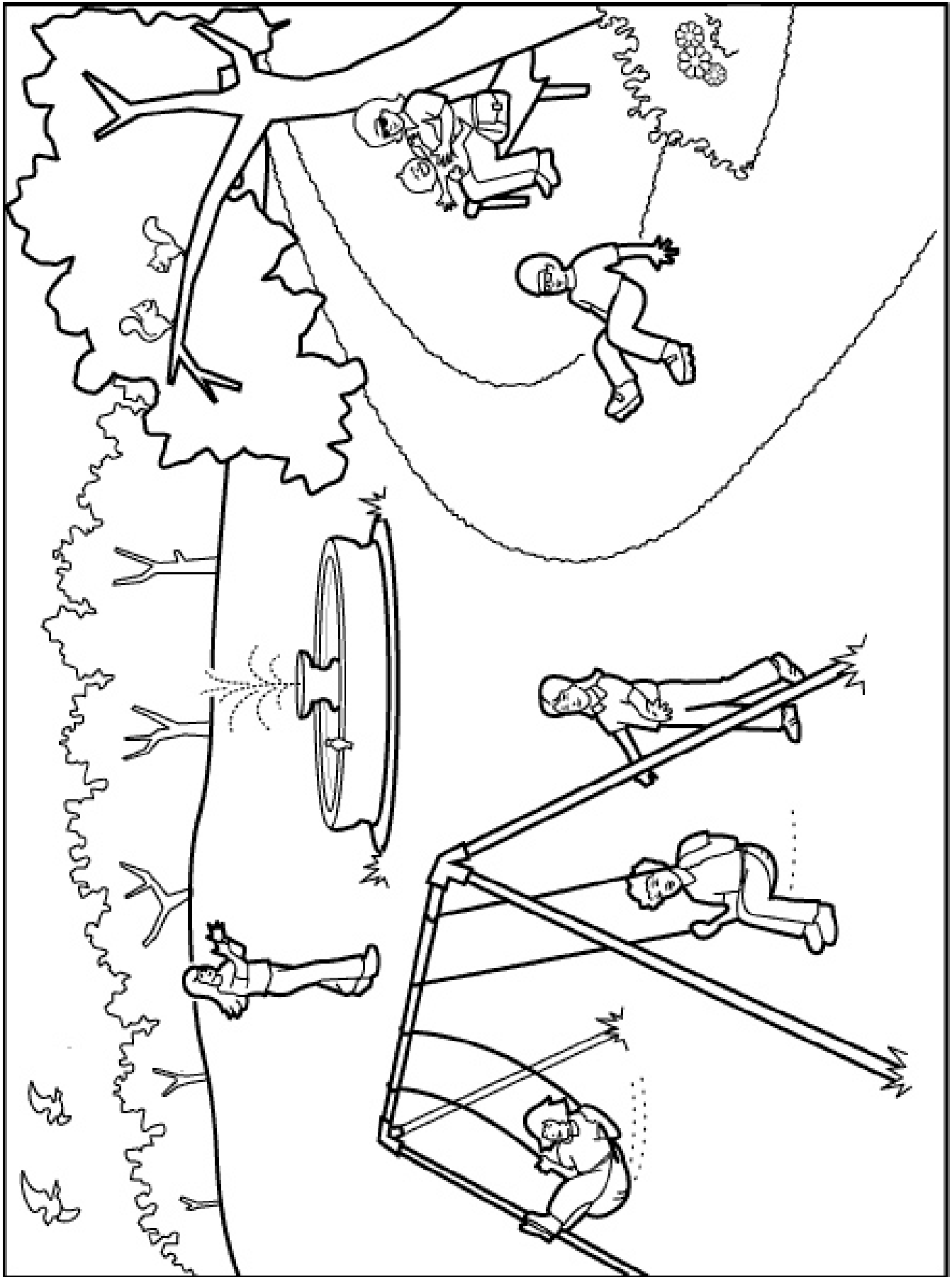
**Nickname:** Ship

**Quality he most admires in a teammate:** honesty

**Favorite baseball team/ player as a kid:** Seattle Mariners/ Ken Griffey, Jr.


**Favorite ice cream flavor:** chocolate chip cookie dough





Happy Father's Day





## Meet the Writers

**Rolli** is an Oxford-born freelance writer. When not traveling (recent destinations include Borneo and northern Sumatra), he is hard at work on a collection of animal poetry for children based on his real-life adventures. He currently resides in Saskatchewan, Canada. You can write to him at [charlesmanderson@hotmail.com](mailto:charlesmanderson@hotmail.com)

**Dawnelle Breum** writes children's poetry from her home in London, Ontario.

**Marianne Nielsen** is the mother of two young boys, and she loves to write poetry, short stories, and books in the hopes that she can make a difference in the life of a child. Her work has been published and accepted for publication by Three Leaping Frogs, Kid Magazine Writers, and Wee Ones Magazine and Dragonfly Spirit.

**Valerie Hunter** is a senior English education major at The College of New Jersey, and has had fiction and non-fiction for children accepted by magazines including Cricket, Cicada, Boys' Quest, Saplings, and Confetti.

**Christine Tricarico** lives in Michigan with her husband, daughter and three dogs. She's collected over 60 acceptances by Highlights, Babybug, Hopscotch, Fun For Kidz, GP4K, Wee Ones, Story Friends, OLF, Boys Quest ... with more to come. Her children's book, Itty-Bits of Bliss at <http://bookslulu.com/content/229092>, benefits National Child Abuse

Prevention. Christine is the Poetry Editor for Dragonfly Spirit and Tangerine Sky Prod.

**Charlotte A. Braden** is a book lover and believes that just like with cats; the more the merrier. Great delight is taken in dandelions, glass beads and, of course, fat cats. She is a member of SCBWI, Smart Writers Pro, PB Critiques and several on-line writing groups. Her publishing credits include articles in Holiday Crafts 4 Kids. She lives in Switzerland with her husband, daughter and five cats. You can contact her at [whoopsadaisys@gmail.com](mailto:whoopsadaisys@gmail.com).

**Tisha R. Harris** began writing poetry at age twelve and in 1997 received an award from the National Library of Poetry. Since then she has been published in the Cup of Comfort book series, Highlights for Children magazine and Boys' Quest magazine. She continues to write articles, short stories, and books, primarily for children.

**Shannon Bennett** lives in Washington with her husband and two children. She loves writing, drawing and reading. She also enjoys being able to teach in the Pioneer Club.

**Sharon Greenaway** enjoys the freedom being a freelance writer gives. She has been able to write for a variety of magazines including: Australasian Poultry, Collectables Trader, Australian Paper-crafts, Grass Roots, Warm Earth and Good Reading. She can be contacted at [tessagree@yahoo.com](mailto:tessagree@yahoo.com)

**Kevin Scott Collier** is a children's book author and illustrator. He is under contract for Baker Trittin Press (Tween Press Division), Guardian Angel Publishing, and New World Publishing. Kevin also been published by Hidden Picture Books, Book Locker, Heliographic Press and Tangerine Sky. For more information visit his website at [www.kevinscottcollier.com](http://www.kevinscottcollier.com).

